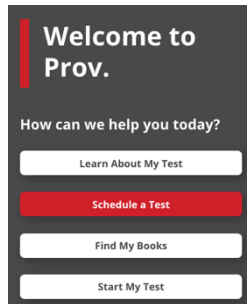




State of Alaska Board of Barbers and Hairdresser Candidate Information Bulletin

FREQUENTLY ASKED QUESTIONS

- 1. WHAT IS THE REGISTRATION PROCESS IN ALASKA?** Those interested in a Cosmetology/Barber license must first register with the Alaska Board of Barbers and Hairdressers before scheduling their exam. Please see section “How To Register With the Board” for more information.
- 2. HOW DO I SCHEDULE A TEST?** To register and schedule for testing, go to: <https://provexam.com/>. From our homepage, select “Schedule a Test”.



Next, select **Pre-Approved Registration**.

Enter your Candidate ID number found on your Voucher Letter and Last Name.

You may also call us at (866) 720-7768. [Click here](#) for more information about scheduling.

- 3. WHERE CAN I TEST?** You may test at any one of Prov’s testing centers. [Click here](#) for a current list and directions to each of our Alaska testing centers.
- 4. HOW MUCH DOES IT COST?** The written examinations cost **\$90** each paid directly to Prov. Application fees are **\$150** paid directly to the Board.
- 5. WHEN DO I GET MY TEST RESULTS?** You will receive your unofficial written results by email within minutes of completing your exam.
- 6. WHAT IS ON THE TEST?** [Click here](#) for information about the available examinations.

MORE QUESTIONS

Please read through this bulletin completely for answers to your questions. If you still have unanswered questions, you may contact us at the following:

For Licensing Questions -
**Alaska Board of Barbers
and Hairdressers**
333 Willoughby Ave
9th Floor
Juneau AK, 99801
(907) 465-2550
<https://www.commerce.alaska.gov>
8:00 am - 4:00 pm ADT

For Testing Questions -
Prov
150 W Civic Center Blvd,
Suite 601
Sandy, Utah 84070
(866) 720-7768
www.provexam.com
Hours: 6:00am to 8:00pm ADT
Monday-Friday

GENERAL TESTING INFORMATION

The Board has contracted with Prov, Inc. to administer the following NIC Cosmetology/Barbering exams:

- Barber Styling
- Barber 1 (no chemical)
- Body Piercer
- Esthetician
- Hair Design
- Instructor
- Nail Technician
- Tattoo and Permanent Cosmetic Coloring

The purpose of this bulletin is to provide you information about taking your licensing examination(s) with the State of Alaska.

Prov is not authorized to make the determination of which examination(s) candidates must take. If a candidate is unsure which exam is needed for the license being sought, resolve this question before scheduling. If candidates have questions regarding which exam(s) to take, please check with your school, or contact the Board at **(907) 465-2550**.

EXAMINATION CATEGORIES & COST

Candidates seeking to be licensed in the State of Alaska must successfully complete the written examination

Each written exam costs **\$90**. The fees are the same whether you are testing for the first time or you are retaking one or both parts.

TABLE OF CONTENTS

Frequently asked questions..... 1
 More questions..... 1
 General Testing Information..... 1
 Examination Categories & Cost 2
 Table of Contents..... 2
 Testing with Prov 2
 Where to take your exam in Alaska..... 2
 How to Register with the board..... 2
 Scheduling your Exam online..... 2
 Scheduling by Phone..... 3
 Cancel/Rescheduling Policy 3
 Preparing for Your Exams 3
 Exam Information 3
 Test Day Rules and Procedures..... 4
 Check-in Deadline 4
 Proof of Identity 4
 Prohibited Items..... 4
 Visitor Policy..... 5
 Unethical Conduct Policy..... 5
 Candidate Civility Expectations..... 5
 Results Reporting..... 5
 Retesting Policy..... 5
 Prov’s Non-Discrimination Statement 5
 Special Accommodations..... 6
 Testing Site Availability 6
 Test Site locations – Written Examinations..... 6

TESTING WITH PROV

Your written exam will be administered by computer at one of Prov’s partnered testing centers. Prov’s testing system is easy to use and requires no specific computer experience to take the test.

The following link will take you to a short video that demonstrates Prov’s testing system:
<https://youtu.be/h3T9svnldLY>.

WHERE TO TAKE YOUR EXAM IN ALASKA

Prov has established **three (3)** testing centers in Alaska where you may take your **written** test. Site addresses, testing availability, and driving directions are provided at the end of this bulletin.

HOW TO REGISTER WITH THE BOARD

Candidates must first register with the Alaska Board of Barbers and Hairdressers prior to scheduling their exam with Prov. Candidates can do this directly with the board, please visit the [Board’s website](#) for more information. Candidates will need to:

1. Complete notarized application
2. Show supporting documents of training (supporting documents must be original or certified true copies, i.e., student monthly reports or certification from another state regarding hours).
3. Send a check or money order payable to State of Alaska for the following:
 - a. Application Fee (nonrefundable) of \$150.00

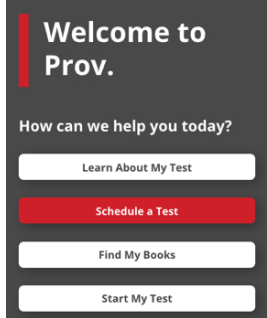
Once the candidate has registered and been approved by the board, they will receive a Voucher Letter from Prov confirming their approval. This Voucher Letter will contain the Candidate’s ID number used to sign into their account and schedule their exam.

Please see below for how to schedule exams.

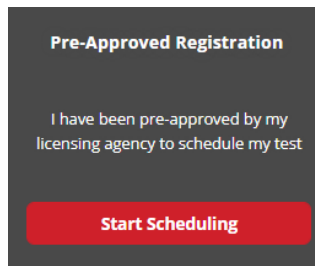
SCHEDULING YOUR EXAM ONLINE

Once approved by the State, you will receive an email from Prov notifying you that you have been approved. Use the information in this letter to schedule your examination.

1. To Schedule your exam, go to: <https://provexam.com/>. From our homepage, select “Schedule a Test”



Next, select **Pre-Approved Registration**.



2. Enter your Candidate ID (found on your letter), as well as your Last Name. Then press the **NEXT** button.
3. Select a Date, Time, Location for the exam by selecting the link labeled:

 **Find suitable time and venue**

4. Prov's scheduling system will search for the closest testing centers to the address you entered. Select the **SCHEDULE** hyperlink to check the calendar for a specific testing center.
5. Select a test **date** and **time** from the calendar that matches your schedule. Confirm your selected date and time and select **Add to Cart**.
6. Proceed to payment. Please enter your form of electronic payment (e.g. MasterCard, Visa, AMEX). If you have provided an email address, the invoice for your exam payment will be automatically emailed to you. This invoice will include information regarding your scheduled date/time.

If you have any problems with online scheduling, give us a call at (866) 720-7768.

SCHEDULING BY PHONE

To schedule for an examination by phone, candidates should contact Prov toll free at (866) 720-7768. Prov scheduling staff is available 6:00 a.m. through 8:00 p.m. ADT, Monday through Friday.

Candidates should be prepared to provide the Prov scheduling staff with their name, social security number and their address. Once registered in the database, Prov staff will search for the next available testing session at the candidate's preferred testing location and will provide candidates with any alternate

locations that may be in close proximity to their address. Once candidates are scheduled, Prov staff will email them information regarding their testing schedule.

CANCEL/RESCHEDULING POLICY

If you need to change or cancel your testing appointment, you must contact Prov at least **three (3) business days** prior to your scheduled test date. Rescheduling is free if Prov is notified by the deadline.

If you fail to appear for their test or fail to cancel or reschedule your testing session by the close of business three days prior to their scheduled test date, you will forfeit your exam fees.

PREPARING FOR YOUR EXAMS

The Cosmetology and Barber exams utilized in Alaska are designed to test what you should know (and be able to do) as you begin your career in your specific cosmetology/barbering field. Your examinations have been developed by the National Interstate Council of State Boards of Cosmetology (NIC). The following section is designed to provide you links and descriptions to the various licensing examinations.

EXAM INFORMATION

Information for examinations is provided by the NIC and may also be found at nictesting.org. To learn more about your specific exam, please select the [hyperlink](#) next to the Written test and you will be taken to the NIC website for a complete description of the examination.

Barber 1 (no chemical)

Written Test: If you wish to access an NIC CIB in English or one of the available foreign languages please click this link and select from the drop-down box: <https://nictesting.org/candidate-information-bulletins/>

Barber Styling

Written Test: If you wish to access an NIC CIB in English or one of the available foreign languages please click this link and select from the drop-down box: <https://nictesting.org/candidate-information-bulletins/>

Body Piercing

Written Test: If you wish to access an NIC CIB in English or one of the available foreign languages please click this link and select from the drop-down box: <https://nictesting.org/candidate-information-bulletins/>

Estheticians

Written Test: If you wish to access an NIC CIB in English or one of the available foreign languages please click this link and select from the drop-down box: <https://nictesting.org/candidate-information-bulletins/>

Hair Design

Written Test: If you wish to access an NIC CIB in English or one of the available foreign languages please click this link and select from the drop-down box: <https://nictesting.org/candidate-information-bulletins/>

Instructor

Written Test: If you wish to access an NIC CIB in English or one of the available foreign languages please click this link and select from the drop-down box: <https://nictesting.org/candidate-information-bulletins/>

Nail Technology

Written Test: If you wish to access an NIC CIB in English or one of the available foreign languages please click this link and select from the drop-down box: <https://nictesting.org/candidate-information-bulletins/>

Tattooing & Permanent Cosmetic Coloring

Written Test: [More Information](#)

TEST DAY RULES AND PROCEDURES

Check-in Deadline

The doors to each testing center will open at least 15 minutes before all scheduled testing appointments in order to check candidates into the testing center. You should plan to arrive early to make sure you are seated by the time the testing begins. If you arrive late, AND the testing session has already begun, YOU WILL BE TURNED AWAY, will forfeit your exam fees, and will be required to reschedule for a future testing date.

Proof of Identity

Upon arriving at the testing center, you will be required to show government-issued, photo-bearing identification. The photo-bearing ID must be current and valid. Forms of valid photo-bearing ID are a driver's license, passport, or military ID. You will also be required to sign a test center log and will be photographed by the test center staff. If you cannot produce a valid government-issued photo ID, refuse to participate in signing the test center log, or refuse to be photographed, you will be dismissed from the testing center and forfeit all testing fees for that testing session.

Prohibited Items

No cameras, recorders, cell phones, computers, pagers, tablet computers, music players, smart watches, radios, electronic games, or any other electronic devices are allowed in the testing room. Talking and smoking are not allowed in the testing room.

Additionally, other personal items such as purses, notebooks, references or study materials, briefcases, backpacks, wallets, pens, pencils, other writing devices, food or any other items should be placed in secure storage at the testing facility.

For exam security you may also be **asked to remove** articles of clothing that may pose a security risk such as the following:

- Bulky clothing, scarves, hoodies, shawls, vests, jackets, coats, and so forth.
- Hats or headgear not associated with religious reasons.
- Any other clothing or device that may be interpreted as having the potential to compromise the testing process.

We ask that you leave all unauthorized materials in your car or vehicle. If you are caught using unauthorized materials during testing, these materials will be confiscated, your testing will be terminated with fees forfeited, and the Division will be notified of your dismissal from the exam.

Visitor Policy

No one other than the candidate will be allowed in the testing room. Non-testing visitors are NOT permitted to wait in the lobby while candidates' test.

Unethical Conduct Policy

Any individual caught giving or receiving assistance during or after the examination or caught using unauthorized materials during the examination will be reported directly to the Division of Professional Regulation. Those caught in the act of cheating will be dismissed from the examination and their testing results will be frozen. Furthermore, the candidate will forfeit the examination fees paid. Finally, anyone caught with test questions in their possession, either during or following the examination will be prosecuted by Prov for theft of copyrighted testing materials.

Candidate Civility Expectations

We understand that taking a test can be stressful. Sometimes this stress may cause someone to visibly show their frustration during or after the testing event. While we understand the sources of the stress, we find any action that threatens our proctors or examiners to be unacceptable. If a candidate verbally or physically threatens or assaults any of our proctors or examiners,

that candidate may be banned from testing for a time. The candidate's actions will be reported to the licensing board or agency. If any physical harm occurs, civil action may also be taken against the candidate.

RESULTS REPORTING

Upon completion of an examination, your test will be scored and you will be provided with an unofficial score result while at the testing center. Official score results will be sent within three (3) business days following completion of the test.

All exams will be scored and graded against a cut-score established by NIC for these examinations. The score on these examinations are reported as a "scaled score". This score is not the same as a raw score (which is the number of correct responses on a test). This means that the score does NOT represent the percentage of questions correctly answered on the test. Each part of the examination has its own cut-score and is weighted according to its importance in the demonstration of entry-level competence.

RETESTING POLICY

Failed examinations can be retaken up to three (3) times if necessary. Candidates who fail three (3) times will need to be approved by the board before scheduling again. There is no waiting period and candidates can schedule a new testing session for the first available testing date. Candidates cannot retake an exam once they have passed that exam unless required by the State of Alaska.

PROV'S NON-DISCRIMINATION STATEMENT

Prov provides equal access to its exams and testing programs for all eligible persons. Although individual jurisdictions that Prov represents are wholly responsible for determining eligibility of candidates, it is the policy of Prov to maintain an environment free of discrimination and to prohibit discrimination and harassment against any person on the basis of race, color, national origin, gender, religion, age, disability, political beliefs, sexual orientation, and veteran, marital or family status.

Harassment of Prov program participants, proctors, staff or candidates will not be tolerated. If candidates

wish to express concerns about discrimination, they should contact Prov at 866-720-7768 or write to:

Prov, Inc., 150 W Civic Center Drive, Suite 601, Sandy, UT 84092.

SPECIAL ACCOMMODATIONS

Prov complies with the Americans with Disabilities Act (ADA) in providing special accommodations for candidates that require additional assistance during the testing process. If candidates feel that they qualify for a special accommodation during testing, they should contact Prov at (866) 720-7768. Prov will require written documentation from a licensed physician or psychologist documenting the disability and further require a request describing the requested remedy. Prov will then work directly with the candidates to make the accommodations they will need in order to complete their examination.

TESTING SITE AVAILABILITY

The following are the testing sites where you may schedule to take your **written** examinations. Note that sites may change as needed. Please refer to the current online scheduling system to find available testing times for each location.

TEST SITE LOCATIONS – WRITTEN EXAMINATIONS

Anchorage

University of Alaska – Anchorage
3901 Old Seward Highway, UC 112
Anchorage, AK 99503

Fairbanks

University of Alaska – Fairbanks
1790 Tanana Loop, 122 Bunnell Building
Fairbanks, AK 99775

Juneau

University of Alaska - Southeast
11066 Auke Lake Way, Learning Center Testing Services
Juneau, AK 99801

Pro[✓]Candidate Instructions Handout

Please take a moment to read the following information (front and back). If you have any questions then please let your proctor know. Failure to follow these testing rules can have serious consequences.

Be advised, the testing center and testing room may be under video surveillance.

Testing Rules

- Be courteous and do not disturb others.
- After you are seated, follow all the instructions given and verify the information presented to you. This information will include your name, candidate ID, exam name, and occasionally additional testing Materials such as graphics.
- If you leave the testing room during the test, you must notify your proctor and turn in all your testing materials.
- If you take a restroom break the test time will continue to countdown and the lost time cannot be recovered.
- If your computer freezes, shuts down, or will not move to the next question notify your proctor immediately and they will be able to restart your exam without loss of available testing time.
- At the end of your test, remain seated, raise your hand and wait for the proctor to start the check-out process with you. Once all testing materials have been accounted for by your proctor, you may collect your belongings and leave the testing center.
- If permitted by your jurisdiction, you will receive your testing results today; otherwise, you'll be notified of your testing results by either Pro[✓] or your licensing jurisdiction.



Reference Rules for Open Book Exams

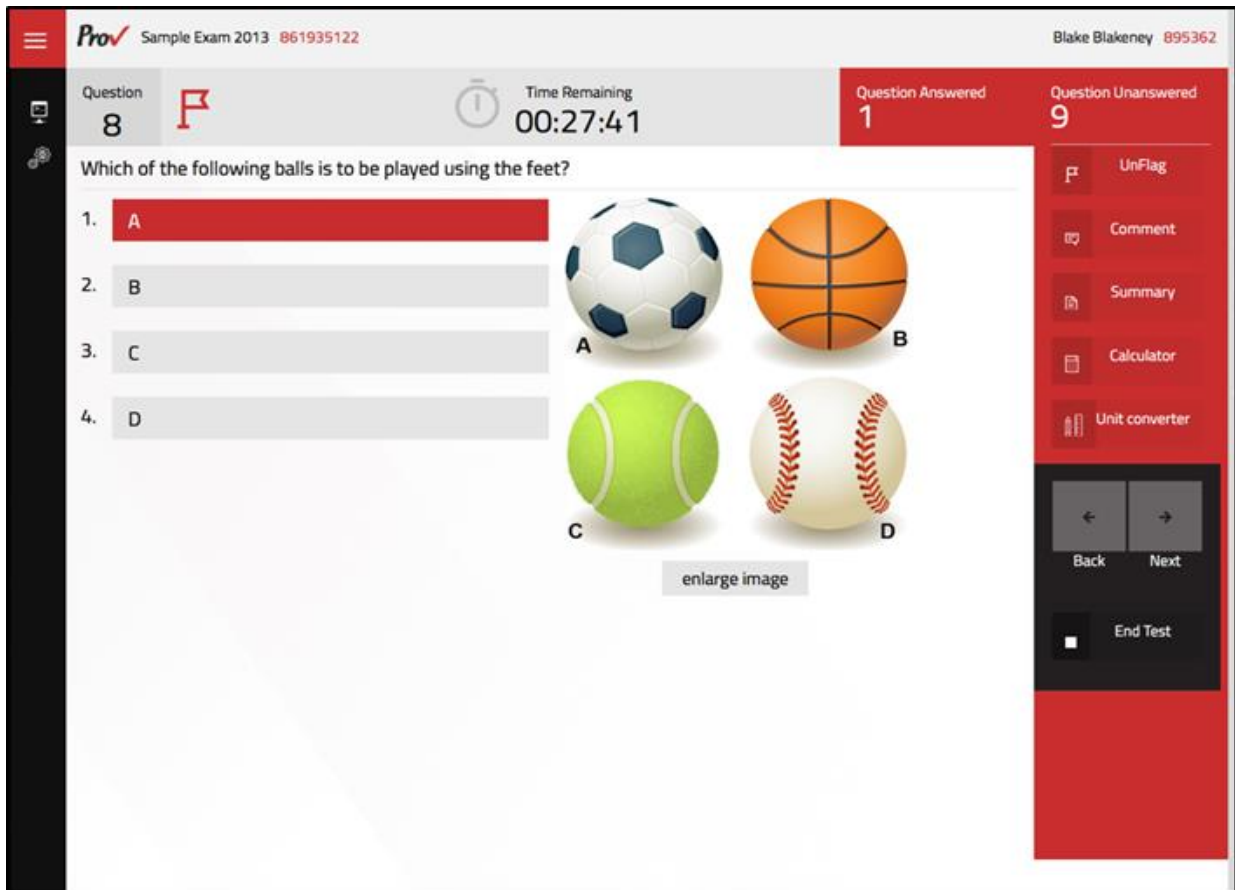
- Book title must be exact. *Exceptions:* Older/new editions are always permitted. Substitutes are allowed if listed in the Exam Details.
- Photocopied versions of a reference book are ONLY permitted when stated in the Exam Details.
- Permanent tabs such as gummed tabs, self-adhesive tabs with printable inserts, or insertable tab dividers (for three ring binders only) are permitted.
- Moveable items such as repositionable tabs or Post-it notes are NOT permitted in a reference book.
- Books can have highlighting and underlining in pen only, however you cannot mark in your books during the test.
- Handwritten notes are NOT allowed in any portion of a reference book unless authorized by your licensing or certifying jurisdiction.
- Other documents (such as formula sheets or the Tom Henry and Kelly Indexes) or stickers (such as Ohm's Law) CANNOT be added, glued or taped to a reference book.

Unethical behavior

Individuals caught giving or receiving assistance during or after the examination, or caught using unauthorized materials during the examination will be reported to the Board. Those caught in the act of cheating will be dismissed from the examination and their testing results will be frozen. Furthermore, the candidate will forfeit the examination fees paid. Finally, anyone caught with test questions in their possession, either during or following the examination will be prosecuted by Pro[✓] for theft of copyrighted testing materials.

In the next few days, Pro[✓] will email you a link to our candidate experience survey, please let us know how we did!

Computer Testing Navigation



Total number of questions	Indicated in the upper right-hand corner of the screen.
Available time	Posted in hours and minutes. The test will end automatically when Time Remaining reaches 0:00.
Selecting your answer	Use your mouse to select a number (1, 2, 3, or 4). The answer is highlighted (or checked) when selected. You may change your selected answer for any question until the test is over. If you do not know the answer to a question, it is to your advantage to guess, since there is no penalty for a wrong answer.
Tracking difficult questions	Press the Flag Button to help you keep track of questions you wish to return to at a later time. Flagging questions has no impact in scoring. Press the button again to Unflag the question. You may see which questions have been flagged by clicking Summary .
Question comments	During the assessment, you may find that you have a question or concern about a particular test question. The proctor cannot answer questions about test content at any time; however, you can send a comment to Prov's Test Development Department by clicking the Comment button. Please leave a specific description. Staff will process your comments/questions within two weeks. You can refer to your candidate information bulletin for more information on how comments are processed.
Moving to a different question	Use your mouse to select the Next or Back buttons. Press Next to move forward. Press Back to move backward. You may also use your arrow keys (← →) to move forward and backward through the test.
Reviewing your progress	Press the Summary button to see a table indicating which questions are unanswered or which you have flagged.
Ending the test early	Press End Test button when you are ready to leave the test. It is recommended that you review your exam and verify there are no unanswered questions prior to ending the test.