



State of Wyoming Board of Cosmetology Candidate Information Bulletin

FREQUENTLY ASKED QUESTIONS

1. **HOW DO I REGISTER TO TEST?** To register and schedule for testing, go to:
<https://www.provexam.com/register>.

You may also call/text us at (801) 733-4455. More information about registering and scheduling is provided on page 2 of this bulletin.
2. **WHERE CAN I TEST?** You may test at any one of Prov’s testing centers. Locations are provided on page 7 of this bulletin.
3. **HOW MUCH DOES IT COST?** Both the Written examinations and Written-Practical examinations cost **\$88** each paid directly to Prov.
4. **WHEN DO I GET MY TEST RESULTS?** Official exam results will be emailed to you within one (1) business day after your exam.
5. **WHAT IS ON THE TEST?** Exam information is provided in this bulletin and attachments.

MORE QUESTIONS

Please read this bulletin completely for answers to your questions. If you still have unanswered questions, you may contact us at the following:

For Licensing Questions -
**Wyoming Board of
Cosmetology**
2515 Warren Ave. Suite 302
Cheyenne, WY 82002
Ph: (307) 777-3534
<https://cosmetology.wyo.gov/>
Hours: 8 am to 5 pm

For Testing Questions -
Prov, Inc.
150 W Civic Center Blvd,
Suite 601
Sandy, Utah 84070
Call or Text: (801) 733-4455
(Messaging rates may apply)
Toll Free: (877) 228-3926
www.provexam.com
support@provexam.com
6:00 am to 10:00 pm MT
Monday - Friday

GENERAL TESTING INFORMATION

The Wyoming Board of Cosmetology has contracted with Prov, Inc. to administer the following NIC Cosmetology/Barbering examinations:

- Cosmetologist
- Hair Designer
- Esthetician
- Nail Technician
- Instructor
- Hair Removal

The purpose of this bulletin is to provide you with information about taking your licensing examination(s) with the State of Wyoming. For all license categories you will be required to pass BOTH a written and practical examination to become licensed.

Prov is not authorized to make the determination of which examination(s) candidates must take. If a candidate is unsure which exam is needed for the license being sought, resolve this question before scheduling. If candidates have questions regarding which exam(s) to take, please check with your school, or contact the Board at **(307) 777-3534**.

EXAMINATION CATEGORIES & COST

Candidates seeking to be licensed in the State of Wyoming must successfully complete two (2) examinations. The first test covers the technical knowledge elements of the specific licensing field, whereas the second test is a practical (or performance test) which requires you to either take a hands-on practical exam, or a written-practical. Detailed information about exam content, duration and reference materials is provided in the Exam Descriptions section of this bulletin.

Exam fees are **\$88** for written exams and Written-Practical exams. These fees are paid directly to Prov at the time of scheduling. The exam fee is the same whether you are testing for the first time or if you are retaking the examination.

TABLE OF CONTENTS

Frequently asked questions..... 1
 More questions..... 1
 General Testing Information..... 1
 Examination Categories & Cost 1
 Table of Contents..... 2
 Testing with Prov 2
 Where to take your exam in Wyoming..... 2
 How to Register Online..... 2
 Scheduling your Exam online..... 2
 Scheduling by Phone..... 3
 Cancel/Rescheduling Policy 3
 Emergency Situation Policy..... 3
 Preparing for Your Exams 4
 Exam Information 4
 Test Day Rules and Procedures..... 4
 Check-in Deadline 4
 Proof of Identity 4
 Prohibited Items..... 5
 Visitor Policy..... 5
 Unethical Conduct Policy..... 5
 Candidate Civility Expectations..... 5
 Score Information 5
 Results Reporting..... 5
 Retesting Policy..... 5
 Prov’s Non-Discrimination Statement 6
 Americans with Disabilities Act Accommodations 6
 Written Testing Site Availability 6
 Test Site locations..... 6
 Written Test Site Instructions 7

TESTING WITH PROV

Your Written or Written Practical exam will be administered by computer at one of Prov’s testing centers. Prov’s testing system is easy to use and requires no specific computer experience to take the test.

The following link will take you to a short video that demonstrates Prov’s testing system:
<https://youtu.be/h3T9svnidLY>.

WHERE TO TAKE YOUR EXAM IN WYOMING

Prov has established **eight (8)** testing centers in Wyoming where you may take your **written** and **written-practical** exams throughout the State of Wyoming.

Locations are provided on page 7 of this bulletin.

HOW TO REGISTER ONLINE

Candidates must first register with the Board office prior to scheduling their exam with Prov. Wyoming students will be registered for exams through their school. If you are from out of state, please contact the board office at 307-777-3534 or visit the board webpage at <https://cosmetology.wyo.gov/>.

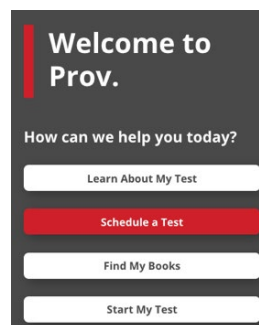
Once the candidate has registered and been approved by the board, they will receive a Voucher Letter from Prov via email confirming their approval. This Voucher Letter will contain the Candidate’s ID number used to sign into their account and schedule their exam.

Please see below for how to schedule exams.

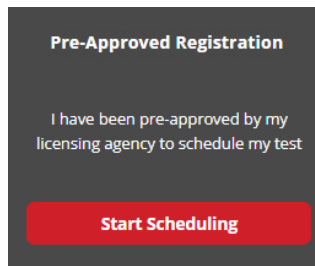
SCHEDULING YOUR EXAM ONLINE

Once approved by the State, you will receive an email from Prov notifying you that you have been approved. Use the information in this letter to schedule your examination.


- To Schedule your exam, go to: <https://provexam.com/>. From our homepage, select “Schedule a Test”



Next, select **Pre-Approved Registration**.



2. Enter your Candidate ID (found on your letter), as well as your Last Name. Then press the **NEXT** button. A verification code will be sent to your email. This code is required to access your account.
3. After entering the code, you will see the Candidate Dashboard and your available exams. Select a Date, Time, Location for the desired exam by selecting the link labeled:

 [Find suitable time and venue](#)
4. Prov's scheduling system will search for the closest testing centers to the address you entered. Select the **SCHEDULE** hyperlink to check the calendar for a specific testing center.
5. Select a test **date** and **time** from the calendar that matches your schedule. Confirm your selected date and time and select **Add to Cart**.
6. If you want to schedule a **second exam** (like the practical or written), select the **Schedule Another Test** button and follow steps 3-5 as shown above; else move to step 7 below:

SCHEDULE ANOTHER TEST

7. Proceed to payment. Please enter your form of electronic payment (e.g. MasterCard, Visa, AMEX). If you have provided an email address, the invoice for your exam payment will be automatically emailed to you. This invoice will include information regarding your scheduled date/time.

If you have any problems with online scheduling, you may call or text Prov at (801) 733-4455.

SCHEDULING BY PHONE

To schedule an examination by phone, you may call or text Prov at (801) 733-4455 or send an email to support@provexam.com.

Prov scheduling staff is available 6:00 a.m. through 10:00 p.m. MT, Monday through Friday.

Candidates should be prepared to provide the Prov scheduling staff with their full name (first, middle, last), social security number and their address. Once registered in the database, Prov staff will search for the next available testing session at the candidate's preferred testing location and will provide candidates with any alternate locations that may be near their address. After candidates are scheduled, Prov staff will email a confirmation.

CANCEL/RESCHEDULING POLICY

If you need to change or cancel your testing appointment, you must contact Prov at least **three (3) business days** prior to your scheduled test date. Rescheduling is free if Prov is notified by the deadline.

If you fail to appear for their test or fail to cancel or reschedule your testing session by the close of business three days prior to their scheduled test date, you will forfeit your exam fees.

EMERGENCY SITUATION POLICY

If you are unable to attend your scheduled examination due to an emergency, you must provide written documentation to Prov for review.

You may call or text Prov at (801) 733-4455 or send an email to support@provexam.com.

If approved, you will be notified and provided with authorization to reschedule your examination.

PREPARING FOR YOUR EXAMS

The exams utilized in Wyoming are designed to test what you should know as you begin your career in your specific Cosmetology/Barbering & related fields industries.

EXAM INFORMATION

The National Examinations are provided by the National Interstate Council of State Boards of Cosmetology (NIC). To learn more about your specific exam, please select the following hyperlinks to access the NIC Candidate Information Bulletins (CIBs).

NIC Computer – Based Exams

The following are available exams provided by the National Interstate Council of State Boards of Cosmetology (NIC).

NIC Computer - Based Written Exams

- ✓ [Cosmetology Theory \(Written\) CIB](#)
- ✓ [Esthetics Theory \(Written\) CIB](#)
- ✓ [Hair Design Theory \(Written\) CIB](#)
- ✓ [Hair Removal Theory \(Written\) CIB](#)
- ✓ [Instructor Theory \(Written\) CIB](#)
- ✓ [Nail Technology Theory \(Written\) CIB](#)

NIC Computer-Based Written Practical Exams

- ✓ [Cosmetology Written Practical CIB](#)
- ✓ [Esthetics Written Practical CIB](#)
- ✓ [Nail Technology Written Practical CIB](#)

Foreign Language CIBs

If you wish to access an NIC CIB in one of the available foreign languages, please click this link and select from the drop-down box:

- ✓ [NIC CIB Dropdown Selections](#)

NIC References

For information about exam references, please click the following hyperlink:

- ✓ [NIC References](#)

TEST DAY RULES AND PROCEDURES**Check-in Deadline**

The doors to each testing center will open at least 15 minutes before all scheduled testing appointments to check candidates into the testing center. You should plan to arrive early to make sure you are seated by the time the testing begins. If you arrive late, AND the testing session has already begun, YOU WILL BE TURNED AWAY, will forfeit your exam fees, and will be required to reschedule for a future testing date.

Proof of Identity

You will be required to show government-issued, photo-bearing identification that includes your signature. Your first and last name on your ID MUST match the name on your admission documents. The photo-bearing ID must be current and valid. Forms of valid photo-bearing ID are a driver's license, passport, or military ID. Temporary IDs must have a photo to be accepted. Expired IDs will NOT be accepted if they expired more than 30 days prior to your test date. Please contact Prov in advance of your test date if you have any questions regarding your photo ID. You will also be required to sign a test center log and will be photographed by the test center staff. If you cannot produce a valid government-issued photo ID, refuse to participate in signing as instructed or refuse to be photographed, you will be dismissed from the testing center and forfeit all testing fees for that testing session.

Prohibited Items

No cameras, recorders, cell phones, computers, pagers, tablet computers, music players, smart watches, radios, electronic games, or any other electronic devices are allowed in the testing room. Talking and smoking are not allowed in the testing room.

Additionally, other personal items such as purses, notebooks, references or study materials, briefcases, backpacks, wallets, pens, pencils, other writing devices, food or any other items should be placed in secure storage at the testing facility.

For exam security you may also be **asked to remove** articles of clothing that may pose a security risk such as the following:

- Bulky clothing, scarves, hoodies, shawls, vests, jackets, coats, and so forth.
- Hats or headgear not associated with religious reasons.
- Any other clothing or device that may be interpreted as having the potential to compromise the testing process.

We ask that you leave all unauthorized materials in your car or vehicle. If you are caught using unauthorized materials during testing, these materials will be confiscated, your testing will be terminated with fees forfeited, and the Division will be notified of your dismissal from the exam.

Visitor Policy

No one other than the candidate will be allowed in the testing room.

Unethical Conduct Policy

Any individual caught giving or receiving assistance during or after the examination or caught using unauthorized materials during the examination will be reported directly to the Division of Occupational and Professional Licensing. Those caught in the act of cheating will be dismissed from the examination and their testing results will be frozen. Furthermore, the candidate will forfeit the examination fees paid. Finally, anyone caught with test questions in their possession, either during or following the examination will be prosecuted by Prov for theft of copyrighted testing materials.

Candidate Civility Expectations

We understand that taking a test can be stressful. Sometimes this stress may cause someone to visibly show their frustration during or after the testing event. While we understand the sources of stress, we find any action that threatens our proctors or examiners to be unacceptable. If a candidate verbally or physically threatens or assaults any of our proctors or examiners, that candidate may be banned from testing for a time. The candidate's actions will be reported to the licensing board or agency. If any physical harm occurs, civil action may also be taken against the candidate.

SCORE INFORMATION

Candidates must achieve an overall passing scaled score of 75 on the practical and written exams.

All exams will be scored and graded against a cut-score established by NIC for these examinations. The score on these examinations is reported as a "scaled score". This score is not the same as a raw score (which is the number of correct responses on a test). This means that the score does NOT represent the percentage of questions correctly answered on the test. Each part of the examination has its own cut-score and is weighted according to its importance in the demonstration of entry-level competence.

RESULTS REPORTING

Unofficial written exam results are available at the testing center once you complete your exam. Official exam results will be emailed to you within 3 days after your test.

RETESTING POLICY

Failed examinations can be retaken as often as is necessary within a one-year period. There is a four (4) day waiting period and candidates can schedule a new testing session for the first available testing date.

PROV'S NON-DISCRIMINATION STATEMENT

Prov provides equal access to its exams and testing programs for all eligible persons. Although individual jurisdictions that Prov represents are wholly responsible for determining eligibility of candidates, it is the policy of Prov to maintain an environment free of discrimination and to prohibit discrimination and harassment against any person on the basis of race, color, national origin, gender, religion, age, disability, political beliefs, sexual orientation, and veteran, marital or family status.

Harassment of Prov program participants, proctors, staff or candidates will not be tolerated. If candidates wish to express concerns about discrimination, they should contact Prov at (801) 733-4455 or write to:

Prov, Inc., 150 W Civic Center Drive, Suite 601, Sandy, UT 84092.

AMERICANS WITH DISABILITIES ACT ACCOMMODATIONS

Prov complies with the Americans with Disabilities Act (ADA) in providing accommodations. To request accommodations during testing, candidates should complete and submit these ADA forms: [ADA Forms](#)

Prov will require written documentation from a licensed physician or psychologist documenting the disability and the recommended accommodations to be provided. Prov will then work directly with the candidates to arrange the approved accommodations.

Note: Accommodations will not be provided based solely on a candidate's inability to read and comprehend English. This is due to the possible impact on the security and integrity of the examinations, any accommodation provided shall be made in accordance with test administration guidelines and applicable law.

WRITTEN TESTING SITE AVAILABILITY

The following are the testing sites and testing days of the week.

Note that sites may change as needed. Please refer to the current online scheduling system to find available testing times for each location.

Location	Monday	Tuesday	Wednesday	Thursday	Friday	Saturday
Big Piney – WWCC			*			
Casper – CC	*	*	*	*		
Cheyenne – LCCC		*		*		
Gillette -- GC	*					
Laramie – UWYO	*	*	*	*	*	
Mountain View -- VLC				*		
Riverton - CWC	*	*	*	*	*	
Sheridan - SC	*	*	*	*	*	

TEST SITE LOCATIONS

- Western Wyoming Community College**
916 Piney Drive
Western Sublette 9 Boces
Testing Room 142
Big Piney, WY 83113
- Casper College**
125 College Drive
Testing Services - BU - First Floor, Room 120
Casper, WY 82601
- Laramie County Community College**
1400 E College Drive
Testing Center - Clay Pathfinder Building
Room 119
Cheyenne, WY 82007
- Gillette College**
300 W Sinclair Street
Testing Center - Main Building, Second Floor
Gillette, WY 82718
- University of Wyoming**
14th and Ivinson St.
University Testing Center - COE Library, Room 219
Laramie, WY 82071

- 6. Valley Learning Center**
219 W 1st St
Testing Center
Mountain View, WY 82939
- 7. Central Wyoming College**
2660 Peck Avenue
Testing Center
Riverton, WY 82501
- 8. Sheridan College**
1 Whiney Way
Testing Center
Sheridan, WY 82801

WRITTEN TEST SITE INSTRUCTIONS

Written test site instructions are attached to this bulletin that outline testing rules and computer testing navigation information that is very important. Please thoroughly review prior to your scheduled test date.

Prov[✓] Written Test Site Instructions

Please take a moment to read the following information. If you have any questions please let your proctor know. Failure to follow these testing rules can have serious consequences.

Be advised, the testing center and testing room may be under video surveillance.

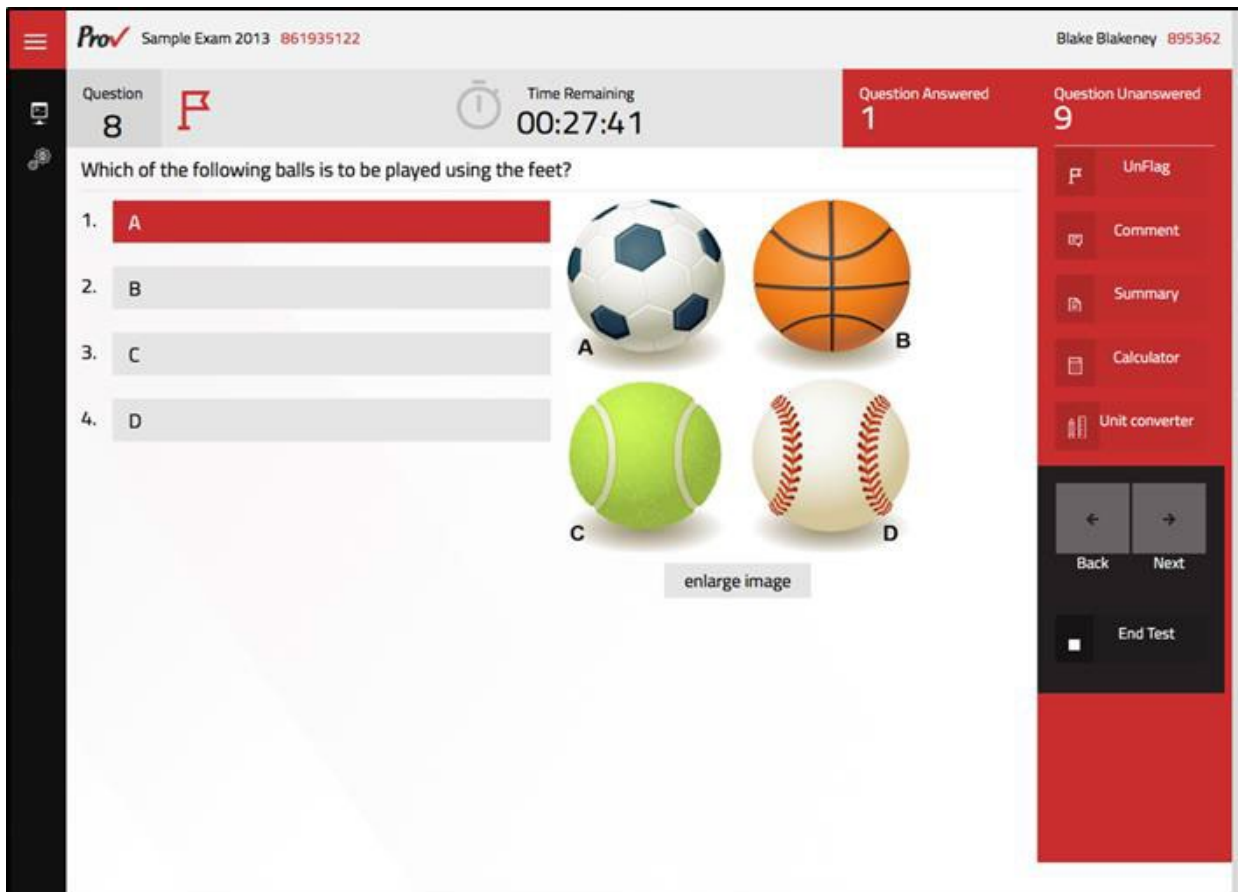
Testing Rules

- Be courteous and do not disturb others.
- After you are seated, follow all the instructions given and verify the information presented to you. This information will include your name, candidate ID, exam name, and occasionally additional testing Materials such as graphics.
- If you leave the testing room during the test, you must notify your proctor and turn in all your testing materials.
- If you take a restroom break the test time will continue to countdown and the lost time cannot be recovered.
- If your computer freezes, shuts down, or will not move to the next question notify your proctor immediately and they will be able to restart your exam without loss of available testing time.
- At the end of your test, remain seated, raise your hand and wait for the proctor to start the check-out process with you. Once all testing materials have been accounted for by your proctor, you may collect your belongings and leave the testing center.
- You will receive your unofficial test results today and you'll be notified of the official test result via email within 4 days after your test.



In the next few days, Prov will email you a link to our candidate experience survey, please let us know how we did!

Computer Testing Navigation



Total number of questions	Indicated in the upper right-hand corner of the screen.
Available time	Posted in hours and minutes. The test will end automatically when Time Remaining reaches 0:00.
Selecting your answer	Use your mouse to select a number (1, 2, 3, or 4). The answer is highlighted (or checked) when selected. You may change your selected answer for any question until the test is over. If you do not know the answer to a question, it is to your advantage to guess, since there is no penalty for a wrong answer.
Tracking difficult questions	Press the Flag Button to help you keep track of questions you wish to return to at a later time. Flagging questions has no impact in scoring. Press the button again to Unflag the question. You may see which questions have been flagged by clicking Summary .
Question comments	During the assessment, you may find that you have a question or concern about a particular test question. The proctor cannot answer questions about test content at any time; however, you can send a comment to Prov's Test Development Department by clicking the Comment button. Please leave a specific description. Staff will process your comments/questions within two weeks. You can refer to your candidate information bulletin for more information on how comments are processed.
Moving to a different question	Use your mouse to select the Next or Back buttons. Press Next to move forward. Press Back to move backward. You may also use your arrow keys (← →) to move forward and backward through the test.
Reviewing your progress	Press the Summary button to see a table indicating which questions are unanswered or which you have flagged.
Ending the test early	Press End Test button when you are ready to leave the test. It is recommended that you review your exam and verify there are no unanswered questions prior to ending the test.