



Oklahoma State Board of Cosmetology and Barbering Candidate Information Bulletin

FREQUENTLY ASKED QUESTIONS

1. **WHAT IS THE REGISTRATION PROCESS IN OKLAHOMA?** Those interested in a Cosmetology-related license must first apply to the Oklahoma State Board of Cosmetology and Barbering (Board) at the following link: [OK Exam Registration](#)

The next step is to register with Prov. Registration involves providing your name, address, contact information, as well as selecting the license you wish to obtain.

The Board will review your experience and training and then will approve you for testing. Once you have been approved, you will receive an email notifying you that you may then schedule your examination.

2. **HOW DO I REGISTER TO TEST?** To register and schedule for testing, go to:
<https://www.provexam.com/register>.
- Your information will be sent to the State of Oklahoma which will then approve you to take the test(s).
- You may also call/text us at (801) 733-4455. More information about registering is provided on page 1 of this bulletin.
3. **WHERE CAN I TEST?** You may test at any one of Prov's testing locations. Locations are provided on page 8 of this bulletin.
4. **HOW MUCH DOES IT COST?** The written examinations cost \$65 each.
5. **WHEN DO I GET MY TEST RESULTS?** Unofficial written exam results are available at the testing center once you complete your exam. Official results will be emailed to you within 3 days after your test. All official results will be sent to the State within 3 days following the test.
6. **WHAT IS ON THE TEST?** Exam information is provided in this bulletin and attachments.

MORE QUESTIONS

Please read through this bulletin completely for answers to your questions. If you still have unanswered questions, you may contact us at the following:

For Licensing Questions -
**Oklahoma State Board of
Cosmetology and Barbering**
2401 N. W. 23rd
Suite 84
Oklahoma, OK 73107
Ph: (405) 521-2441
[OK Cosmetology and
Barbering Board Website](#)

For Testing Questions -
Prov, Inc.
200 W Civic Center Blvd,
Suite 160
Sandy, Utah 84070
Call or Text: (801) 733-4455
(Messaging rates may apply)
Toll Free: (877) 228-3926
www.provexam.com
support@provexam.com
7:00 am to 11:00 pm CT
Monday - Friday

GENERAL TESTING INFORMATION

The Oklahoma State Board of Cosmetology and Barbering (Board) has contracted with Prov, Inc. to administer the following NIC Cosmetology related examinations:

- Barber (NIC Barber Stylist exam)
- Cosmetologist (NIC Cosmetology exam)
- Esthetician (NIC Esthetics exam)
- Instructor (NIC Instructor exam)
- Manicurist (NIC Nail Technician exam)

The purpose of this bulletin is to provide you with information about taking your licensing examination(s) with the State of Oklahoma.

Prov is not authorized to make the determination of which examination(s) candidates must take. If a candidate is unsure which exam is needed for the license being sought, resolve this question before scheduling. If candidates have questions regarding which exam(s) to take, please check with your school, or contact the Board at **(405) 521-2441**.

EXAMINATION CATEGORIES & COST

Candidates seeking to be licensed in the State of Oklahoma must successfully complete two (2) examinations.

Prov is only contracted to administer the written exam for the State of Oklahoma. Your practical exam will be administered by the Board. Each written exam costs **\$65**. The fee is the same whether you are testing for the first time or if you are retaking the examination.

TABLE OF CONTENTS

Frequently asked questions	1
More questions.....	1
General Testing Information	1
Examination Categories & Cost	2
Table of Contents.....	2
Testing with Prov	2
Where to take your exam in Oklahoma	2
Application to the Board	2
How to Register Online	2
Registration Review by the Board	3
Scheduling your Exam online	3
Scheduling by Phone	4
Cancel/Rescheduling Policy.....	4
Emergency Situation Policy	4
Preparing for Your Exams.....	4
Exam Descriptions.....	4
Test Day Rules and Procedures	5
Check-in Deadline	5
Proof of Identity.....	5
Prohibited Items	5
Visitor Policy.....	6
Unethical Conduct Policy	6
Candidate Civility Expectations.....	6
Results Reporting.....	6
Retesting Policy	6
Prov's Non-Discrimination Statement	6
Americans with Disabilities Act Accommodations	6
Testing Site Availability	7
Test Site Locations – Written Examinations	7
Theory Test Site Instructions	8

TESTING WITH PROV

Your written exam will be administered by computer at one of Prov's testing centers. Prov's testing system is easy to use and requires no specific computer experience to take the test.

The following link will take you to a short video that demonstrates Prov's testing system:

<https://youtu.be/h3T9svnldLY>.

WHERE TO TAKE YOUR EXAM IN OKLAHOMA

Prov has established **seventeen (17)** testing centers in Oklahoma where you may take your written test.

Locations are provided on page 8 of this bulletin.

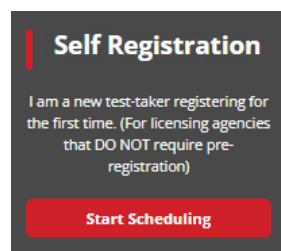
APPLICATION TO THE BOARD

You must first apply to the Oklahoma State Board of Cosmetology and Barbering (Board) at the following link: [OK Exam Registration](#)

Please Note: You **MUST** apply to the Board for approval if you fail the exam or if you do not show for your scheduled exam.

HOW TO REGISTER ONLINE

1. To register for your examinations, go to: <https://provexam.com/> or call the Prov Call Center to complete the registration process if preferred.
2. Click "Schedule a Test"
3. Click "Start Scheduling" under "Self Registration"



4. Use the Dropdown menu under “Select Certifying Body”, and select:

OK Cosmetology Related Fields

Then press

NEXT

5. Under “Select a License/certificate”, choose the license (and language) you are seeking (**choose one of the following**):
- Barber (NIC Barber Styling exam)
 - Cosmetologist (NIC Cosmetology exam)
 - Esthetician (NIC Esthetics exam)
 - Instructor (NIC Instructor exam)
 - Manicurist (NIC Nail Technician exam)

Then press

NEXT

6. Enter your information **exactly** as it appears on your government issued ID.

- Name (First, Middle and Last)
- Street address
- City, State, Postal Code

Additionally, please provide the following:

- Social Security number
- Email Address
- Telephone Number
- Birthdate

Then select the button labeled:

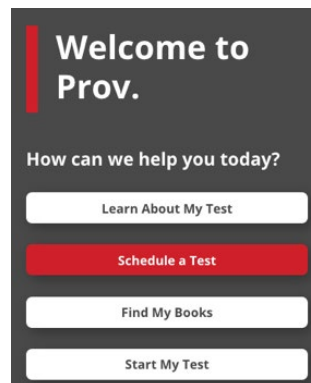
SAVE CHANGES

REGISTRATION REVIEW BY THE BOARD

Prov will provide your information to the licensing Board for review. The Board will review your information along with the application you will make to the State and determine your qualification to take the exam(s). Once approved by the Board, you will be notified of the next steps in the Scheduling process.

SCHEDULING YOUR EXAM ONLINE

1. Once approved by the Board, you will be notified via an emailed “voucher” letter. Use the information in this letter to schedule your examinations.
2. To schedule your exam, go to: <https://provexam.com/> or call the Prov Call Center to complete the registration process if preferred. From our homepage, select “Schedule a Test”



Next, select **Pre-Approved Registration**.

3. Enter your known Candidate ID (found on your voucher letter), as well as your Last Name. Click “Retrieve Details”
4. Select a Date, Time, Location for each exam by selecting the link labeled:



Find suitable time and venue

5. Select a convenient test site by scrolling down to see all available test sites. Prov’s scheduling system will search for the closest testing centers to the address you entered. Select the **SCHEDULE** hyperlink to check the calendar for a specific testing center.
6. Select a test **date** and **time** from the calendar. Confirm your selected date and time and select: **Add to Cart**.

7. Proceed to payment. Please enter your form of electronic payment (e.g. MasterCard, Visa, AMEX) or coupon code if provided by your school. The invoice for your exam payment will be automatically emailed to you. This invoice will include information regarding your scheduled date/time.

If you have any problems with online scheduling, you may call or text Prov at (801) 733-4455.

SCHEDULING BY PHONE

To schedule an examination by phone, you may call or text Prov at (801) 733-4455 or send an email to support@provexam.com.

Prov scheduling staff is available 7:00 a.m. through 11:00 p.m. CT, Monday through Friday.

Candidates should be prepared to provide the Prov scheduling staff with their name, social security number and their address. Once registered in the database, Prov staff will search for the next available testing date and time. Once candidates are scheduled, Prov staff will email them information regarding their testing schedule.

CANCEL/RESCHEDULING POLICY

You can reschedule or cancel your testing appointment online for free if you do so at least **three (3) days** before your theory test date. If you miss your appointment or fail to reschedule or cancel by these deadlines, you will forfeit your exam fee.

EMERGENCY SITUATION POLICY

If you are unable to attend your scheduled examination due to an emergency, you must provide written documentation to Prov for review.

You may call or text Prov at (801) 733-4455 or send an email to support@provexam.com.

If approved, you will be notified and provided with authorization to reschedule your examination.

PREPARING FOR YOUR EXAMS

The exams utilized in Oklahoma are designed to test what you should know as you begin your career in your specific Cosmetology related fields industries.

EXAM DESCRIPTIONS

The National Examinations are provided by the National Interstate Council of State Boards of Cosmetology (NIC). To learn more about your specific exam, please select the following hyperlinks to access the NIC Candidate Information Bulletins (CIBs).

Barber

WRITTEN EXAM:

✓ [Barber Styling Written CIB](#)

Cosmetologist

WRITTEN EXAM:

✓ [Cosmetology Theory \(Written\) CIB](#)

Instructor

WRITTEN EXAM:

✓ [Instructor Theory \(Written\) CIB](#)

Esthetician

NIC WRITTEN EXAM:

- ✓ [Esthetics Written CIB - Eff 1/1/26](#)

Nail Technician

WRITTEN EXAM:

- ✓ [Nail Technology Written CIB - Eff 1/1/26](#)

Foreign Language CIBs

If you wish to access an NIC CIB in one of the available foreign languages, please click this link and select from the drop-down box:

- ✓ [NIC CIB Dropdown Selections](#)

TEST DAY RULES AND PROCEDURES

Check-in Deadline

The doors to each testing center will open at least 15 minutes before all scheduled testing appointments to check candidates into the testing center. You should plan to arrive early to make sure you are seated by the time the testing begins. If you arrive late, AND the testing session has already begun, YOU WILL BE TURNED AWAY, will forfeit your exam fees, and will be required to reschedule for a future testing date.

Proof of Identity

You will be required to show government-issued, photo-bearing identification that includes your signature. Your first and last name on your ID MUST match the name on your admission documents. The photo-bearing ID must be current and valid. Forms of valid photo-bearing ID are a driver's license, passport, or military ID. Temporary IDs must have a photo to be accepted. Expired IDs will NOT be accepted. Please contact Prov in advance of your test date if you have any questions regarding your photo ID. You will also be required to sign a test center log and will be photographed by the test center staff. If you cannot produce a valid government-issued photo ID, refuse to participate in signing as instructed or refuse to be photographed, you will be dismissed from the testing center and forfeit all testing fees for that testing session.

Prohibited Items

No cameras, recorders, cell phones, computers, pagers, tablet computers, music players, smart watches, radios, electronic games, or any other electronic devices are allowed in the testing room. Talking and smoking are not allowed in the testing room.

Additionally, other personal items such as purses, notebooks, references or study materials, briefcases, backpacks, wallets, pens, pencils, other writing devices, food or any other items should be placed in secure storage at the testing facility.

For exam security you may also be **asked to remove** articles of clothing that may pose a security risk such as the following:

- Bulky clothing, scarves, hoodies, shawls, vests, jackets, coats, and so forth.
- Hats or headgear not associated with religious reasons.
- Any other clothing or device that may be interpreted as having the potential to compromise the testing process.

We ask that you leave all unauthorized materials in your car or vehicle. If you are caught using unauthorized materials during testing, these materials will be confiscated, your testing will be terminated with fees forfeited, and the Division will be notified of your dismissal from the exam.

Visitor Policy

No one other than the candidate will be allowed in the testing room.

Unethical Conduct Policy

Any individual caught giving or receiving assistance during or after the examination or caught using unauthorized materials during the examination will be reported directly to the Division of Professional Regulation. Those caught in the act of cheating will be dismissed from the examination and their testing results will be frozen. Furthermore, the candidate will forfeit the examination fees paid. Finally, anyone caught with test questions in their possession, either during or following the examination will be prosecuted by Prov for theft of copyrighted testing materials.

Candidate Civility Expectations

We understand that taking a test can be stressful. Sometimes this stress may cause someone to visibly show their frustration during or after the testing event. While we understand the sources of stress, we find any action that threatens our proctors or examiners to be unacceptable. If a candidate verbally or physically threatens or assaults any of our proctors or examiners, that candidate may be banned from testing for a time. The candidate's actions will be reported to the licensing board or agency. If any physical harm occurs, civil action may also be taken against the candidate.

RESULTS REPORTING

Upon completion of the written examination, your test will be scored and you will be provided with an unofficial score result while at the testing center. Official score results for the written and practical exam will be sent within three (3) business days following completion of the test.

RETESTING POLICY

In order to retake a failed examination, you must first apply to the Oklahoma State Board of Cosmetology and Barbering (Board) at the following link: [OK Exam Registration](#)

The Board will review your application and then will approve you for testing. Once you have been approved, you will receive an email notifying you that you may then schedule to retake your examination.

The next step is to log into Provexam.com as a "Returning User" or you may call Prov at 1-866-720-7768. You may schedule for re-examination via the Internet 24 hours a day.

Candidates cannot retake an exam once they have passed that exam unless required by the State of Oklahoma.

PROV'S NON-DISCRIMINATION STATEMENT

Prov provides equal access to its exams and testing programs for all eligible persons. Although individual jurisdictions that Prov represents are wholly responsible for determining eligibility of candidates, it is the policy of Prov to maintain an environment free of discrimination and to prohibit discrimination and harassment against any person on the basis of race, color, national origin, gender, religion, age, disability, political beliefs, sexual orientation, and veteran, marital or family status.

Harassment of Prov program participants, proctors, staff or candidates will not be tolerated. If candidates wish to express concerns about discrimination, they should contact Prov at (801) 733-4455 or write to:

Prov, Inc., 200 W Civic Center Drive, Suite 160, Sandy, UT 84092.

AMERICANS WITH DISABILITIES ACT ACCOMMODATIONS

Prov complies with the Americans with Disabilities Act (ADA) in providing accommodations. To request accommodations during testing, candidates should complete and submit these ADA forms: [ADA Forms](#)

Prov will require written documentation from a licensed physician or psychologist documenting the disability and the recommended accommodations to be provided. Prov will then work directly with the candidates to arrange the approved accommodations.

Note: Accommodations will not be provided based solely on a candidate's inability to read and comprehend English. This is due to the possible impact on the security and integrity of the examinations, any accommodation provided shall be made in accordance with test administration guidelines and applicable law.

TESTING SITE AVAILABILITY

The following are the testing sites where you may schedule to take your **written** examination.

Note that sites may change as needed. Please refer to the current online scheduling system to find available testing times for each location.

Test sites in bordering states are not included in this list but will populate when scheduling examinations.

TEST SITE LOCATIONS – WRITTEN EXAMINATIONS

- 1. Western Oklahoma State College**
2801 N Main Street
Testing Center
Learning Resource Center (Library)
Altus, OK 73521
- 2. Northwestern Oklahoma State University**
709 Oklahoma Blvd.,
Academic Success Center, Room 113
Alva, OK 73717
- 3. Southern Tech - Ardmore**
2610 Sam Noble Pkwy
Testing Center
Ardmore, OK 73401
- 4. Red River Technology Center**
3300 West Bois D'arc Avenue
Testing Center
Duncan, OK 73533
- 5. Kiamichi Technical Center - Durant**
810 Waldron Road
Durant, OK 74701
- 6. Redlands Community College**
1300 S Country Club Road
Ace Testing Center
El Reno, OK 73036
- 7. Moore Norman Technology Center
Franklin Road Campus**
4701 12th Ave NW
Norman, OK 73070
- 8. Moore Norman Technology Center
South Penn Campus**
13301 S Pennsylvania Ave
Oklahoma City, OK 73170
- 9. Oklahoma State University**
900 N Portland Ave
Student Center, Room 104
Oklahoma City, OK 73107
- 10. Pioneer Technology Center**
2101 N Ash Street
Testing Center, B109
Ponca City, OK 74601
- 11. Kiamichi Technology Center – Poteau Campus**
Assessment Center – Health Careers Center
1509 South McKenna Street
Poteau, OK 74953
- 12. Oklahoma State University**
1524 W. Admiral Avenue
Testing Services
100 UAT Building
Stillwater, OK 74074
- 13. Kiamichi Technology Center – Talihina Campus**
13730 SE 202nd Rd
Talihina, OK 74571
- 14. Tulsa Community College – Northeast Campus**
3727 E Apache St
Room AB101 (Academic Building)
Tulsa, OK 74115
- 15. Mid-America Technology Center**
27438 State Hwy 59
Testing Center
Wayne, OK 73095
- 16. Southwestern Oklahoma State University**
1001 N 7th Street
Assessment Center
Weatherford, OK 73096

THEORY TEST SITE INSTRUCTIONS

Please take a moment to read the following information. If you have any questions, please let your proctor know. Failure to follow these testing rules can have serious consequences.

Be advised, the testing center and testing room may be under video surveillance.

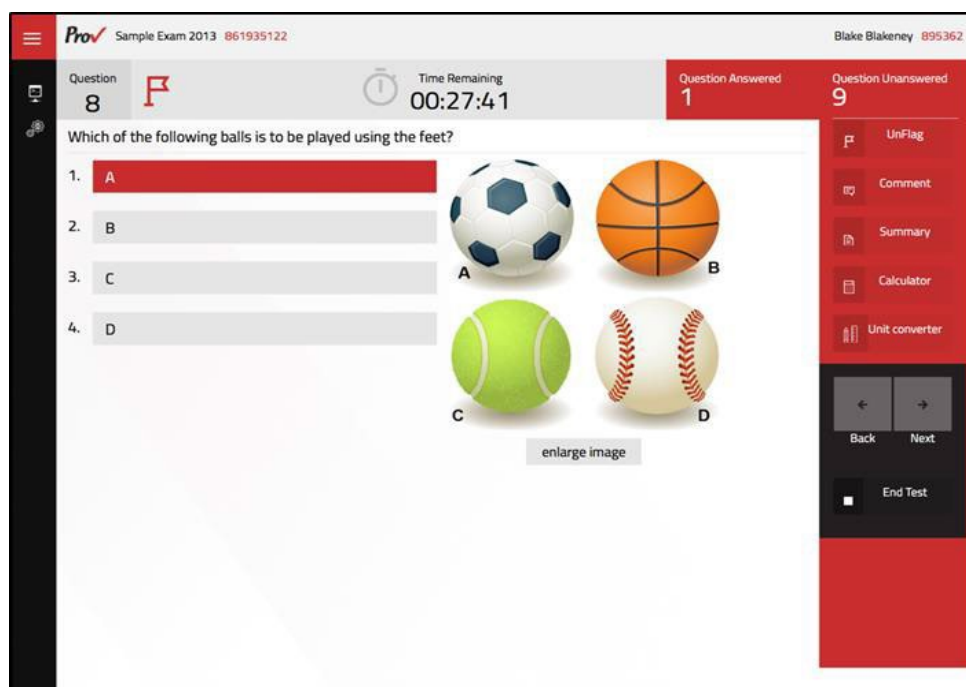
Testing Rules

- Be courteous and do not disturb others.
- After you are seated, follow all the instructions given and verify the information presented to you. This information will include your name, candidate ID, exam name, and occasionally additional testing Materials such as graphics.
- If you leave the testing room during the test, you must notify your proctor and turn in all your testing materials.
- If you take a restroom break the test time will continue to countdown and the lost time cannot be recovered.
- If your computer freezes, shuts down, or will not move to the next question notify your proctor immediately and they will be able to restart your exam without loss of available testing time.
- At the end of your test, remain seated, raise your hand and wait for the proctor to start the check-out process with you. Once all testing materials have been accounted for by your proctor, you may collect your belongings and leave the testing center.
- Result letter information is provided in the Prov Candidate Information Bulletin. Please visit provexam.com and select "Learn about my test"



In the next few days, Prov will email you a link to our candidate experience survey, please let us know how we did!

Computer Testing Navigation



Total number of questions	Indicated in the upper right-hand corner of the screen.
Available time	Posted in hours and minutes. The test will end automatically when Time Remaining reaches 0:00.
Selecting your answer	Use your mouse to select a number (1, 2, 3, or 4). The answer is highlighted (or checked) when selected. You may change your selected answer for any question until the test is over. If you do not know the answer to a question, it is to your advantage to guess, since there is no penalty for a wrong answer.
Tracking difficult questions	Press the Flag Button to help you keep track of questions you wish to return to at a later time. Flagging questions has no impact in scoring. Press the button again to Unflag the question. You may see which questions have been flagged by clicking Summary .
Question comments	During the assessment, you may find that you have a question or concern about a particular test question. The proctor cannot answer questions about test content at any time; however, you can send a comment to Prov's Test Development Department by clicking the Comment button. Please leave a specific description. Staff will process your comments/questions within two weeks. You can refer to your candidate information bulletin for more information on how comments are processed.
Moving to a different question	Use your mouse to select the Next or Back buttons. Press Next to move forward. Press Back to move backward. You may also use your arrow keys (← →) to move forward and backward through the test.
Reviewing your progress	Press the Summary button to see a table indicating which questions are unanswered or which you have flagged.
Ending the test early	Press End Test button when you are ready to leave the test. It is recommended that you review your exam and verify there are no unanswered questions prior to ending the test.